



THE INTERNATIONAL GO FEDERATION

GO POPULATION SURVEY

2016 FEBRUARY

Introduction

This survey was designed to acquire a holistic view of worldwide Go populations and demographics. This information shall assist the IGF in making policy decisions in promoting the game in the future.

All IGF members (national/territorial associations of Go) were asked to answer the questions using their data or best estimations. Some of the questions, such as “Estimated number of people who are aware of Go”, required a rough estimation based on each association’s experiences and knowledge since there was no data to suggest a specific number.

Questions included in the survey were as follows:

- Number of players who registered with your association at least once (ever)
- Number of members who paid membership fee at least once (ever)
- Number of members who paid membership fee at least once in last 3 years
- Estimated number of people who know what "Go" is. (When they hear the name, do they know it's a board game, etc.?)
- Estimated number of people who know at least basic rules of Go (Spent at least 1 hour in their life time to learn about Go)
- Estimated number of people who play Go casually (online, with friends, in clubs, etc.)
- Estimated number of people who play in Go tournaments at least once a year
- Trend of number of new members in the last 5 years
- Trend of number of players who paid membership fee in the last 5 years
- Trend of number of players who played in tournaments in the last 5 years
- Estimated percentage of female players among all Go players
- Estimated percentage of players under 18
- Estimated percentage of players of 1 dan or stronger
- Estimated percentage of players with profession or major in STEM (Science, Technology, Engineering, or Mathematics)
- In which age group do you estimate to have the most players?

*All questions were regarding each association’s geographical region including any immigration communities.

This survey was conducted from Jan. 15 to Feb. 27, 2016.


Worldwide / International Go Federation



Estimated Go Population

| | | | |
|--------------------|-------------------|-------------------------------------|------------------------|
| Aware of Go | Know the rules | Play casually / Online & offline | Play in tournaments |
| 180,000,000 | 46,500,000 | 18,000,000 | 2,500,000 |

Top 3 Countries in overall Go players



Global demographics of Go players (51 countries)

| Female players | # of countries | Youth players | # of countries | Dan players | # of countries | Players in STEM | # of countries |
|----------------|----------------|---------------|----------------|-------------|----------------|-----------------|----------------|
| 1 – 10% | 21 | 1 – 10% | 19 | 1 – 10% | 20 | 1 – 20% | 11 |
| 11 – 20% | 20 | 11 – 20% | 14 | 11 – 20% | 13 | 21 – 40% | 6 |
| 21 – 30% | 4 | 21 – 30% | 5 | 21 – 30% | 6 | 41 – 60% | 19 |
| 31 – 50% | 5 | 31 – 50% | 4 | 31 – 50% | 8 | 61 – 80% | 10 |
| Total | 50 | 51 – 60% | 7 | Total | 47 | Total | 46 |
| | | Total | 49 | | | | |


Global trend of Go communities (51 countries)

| New players/members | # of countries | Paid Members | # of countries | Tournament entrance | # of countries |
|---------------------|----------------|--------------|----------------|---------------------|----------------|
| Upward | 16 | Upward | 5 | Upward | 17 |
| Steady | 23 | Steady | 25 | Steady | 23 |
| Downward | 12 | Downward | 15 | Downward | 11 |
| Total | 51 | Total | 45 | Total | 51 |

Estimated Go Population

| | | | |
|--------------------|-------------------|-------------------------------------|------------------------|
| Aware of Go | Know the rules | Play casually / Online & offline | Play in tournaments |
| 100,000,000 | 40,000,000 | 17,000,000 | 2,500,000 |

Top 5 Countries in overall Go players



Countries registered with IGF in Asia-Pacific (20)

| | | | |
|------------------|--------------------|------------------|-----------------------|
| Australia | Brunei | China | Chinese Taipei |
| Hong Kong | India | Indonesia | Iran |
| Japan | Macau | Malaysia | Mongolia |
| Nepal | New Zealand | North Korea | Philippines |
| Singapore | South Korea | Thailand | Vietnam |

*Countries in bold responded to the population survey.



Members of the Association

Accumulated
Registration

5,001 – 10,000

Paid membership
fee at least once

5,001 – 10,000

Paid membership
fee in last 3 years

301 - 500

Estimated Go Population

Aware of Go

325,000

Know the rules

40,000

Play casually /
Online & offline

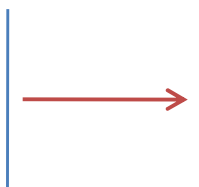
5,000

Play in
tournaments

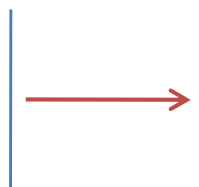
150 - 200

Go Population Trend (5 years)

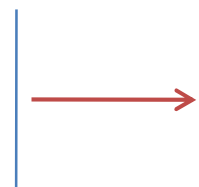
New Members
/ players



Total members
paid fee



Total players in
tournaments



Go Population Demographics

Percentage of
female players

11 – 20%

Percentage of
youth players

11 – 20%

Percentage of
dan players

21 – 30%

Percentage of
players in STEM

41 – 60%

Largest Demographic Group(s)

Age
5 - 15

Age
16 - 25

Age
26 - 35

Age
36 - 45

Age
46 - 55

Age
56 - 65

Over
65

Brunei / Brunei Darussalam Go Association



Members of the Association

Accumulated
Registration
1 - 500

Paid membership
fee at least once
1 - 500

Paid membership
fee in last 3 years
1 - 100

Estimated Go Population

Aware of Go
300


Know the rules
250

Play casually /
Online & offline
20


Play in
tournaments
17

Go Population Trend (5 years)


New Members
/ players



Total members
paid fee



Total players in
tournaments



Go Population Demographics

Percentage of
female players
1 - 10%

Percentage of
youth players
1 - 10%

Percentage of
dan players
1 - 10%

Percentage of
players in STEM
61 - 80%

Largest Demographic Group(s)

Age
5 - 15

Age
16 - 25

Age
26 - 35


Age
36 - 45

Age
46 - 55

Age
56 - 65

Over
65

China / Chinese Weiqi Association



Members of the Association

Accumulated
Registration

Not applicable

Paid membership
fee at least once

Not applicable

Paid membership
fee in last 3 years

Not applicable

Estimated Go Population

Aware of Go

50,000,000

Know the rules

30,000,000

Play casually /
Online & offline


10,000,000

Play in
tournaments

2,000,000

Go Population Trend (5 years)


New Members
/ players



Total members
paid fee

Not applicable

Total players in
tournaments



Go Population Demographics

Percentage of
female players

11 - 20%

Percentage of
youth players

51 - 60%

Percentage of
dan players

51 - 60%

Percentage of
players in STEM

1 - 20%

Largest Demographic Group(s)

Age
5 - 15

Age
16 - 25

Age
26 - 35

Age
36 - 45

Age
46 - 55

Age
56 - 65

Over
65

C. Taipei / Chinese Taipei Go Association



Members of the Association

Accumulated
Registration

10,000 – 50,000

Paid membership
fee at least once

Not applicable

Paid membership
fee in last 3 years

Not applicable

Estimated Go Population

Aware of Go

5,000,000

Know the rules

2,000,000

Play casually /
Online & offline

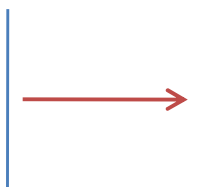
500,000

Play in
tournaments

200,000

Go Population Trend (5 years)

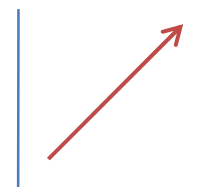
New Members
/ players



Total members
paid fee

Not applicable

Total players in
tournaments



Go Population Demographics

Percentage of
female players

11 – 20%

Percentage of
youth players

51 – 60%

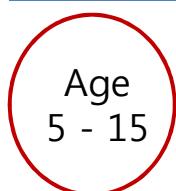
Percentage of
dan players

1 – 10%

Percentage of
players in STEM

21 – 40%

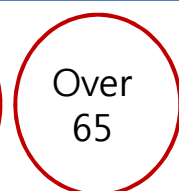
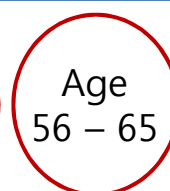
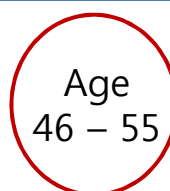
Largest Demographic Group(s)




Age
16 - 25

Age
26 - 35

Age
36 - 45






Members of the Association

| | | |
|--------------------------|-----------------------------------|-------------------------------------|
| Accumulated Registration | Paid membership fee at least once | Paid membership fee in last 3 years |
| 1,001 – 5,000 | 1,001 – 5,000 | 301 - 500 |

Estimated Go Population

| | | | |
|------------------|----------------|----------------------------------|---------------------|
| Aware of Go | Know the rules | Play casually / Online & offline | Play in tournaments |
| 1,000,000 | 50,000 | 10,000 | 1,000 |

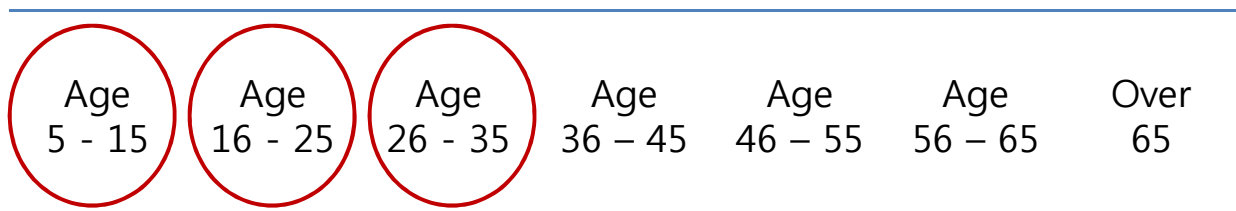
Go Population Trend (5 years)



Go Population Demographics

| | | | |
|------------------------------|-----------------------------|---------------------------|-------------------------------|
| Percentage of female players | Percentage of youth players | Percentage of dan players | Percentage of players in STEM |
| 21 – 30% | 51 – 60% | 31 – 40% | 1 – 20% |

Largest Demographic Group(s)





Members of the Association

Accumulated
Registration
1 - 500

Paid membership
fee at least once
1 - 500

Paid membership
fee in last 3 years
101 - 300

Estimated Go Population

Aware of Go
1000

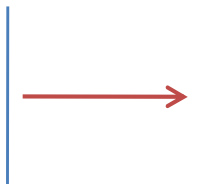
Know the rules
500

Play casually /
Online & offline
100

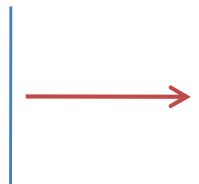
Play in
tournaments
50

Go Population Trend (5 years)


New Members
/ players



Total members
paid fee



Total players in
tournaments



Go Population Demographics

Percentage of
female players
1 - 10%

Percentage of
youth players
1 - 10%

Percentage of
dan players
1 - 10%

Percentage of
players in STEM
1 - 20%

Largest Demographic Group(s)

Age
5 - 15

Age
16 - 25

Age
26 - 35

Age
36 - 45

Age
46 - 55

Age
56 - 65

Over
65

Iran / Iranian Baduk Association



Members of the Association

Accumulated
Registration
1 - 500

Paid membership
fee at least once
1 - 500

Paid membership
fee in last 3 years
1 - 100

Estimated Go Population

Aware of Go
1000


Know the rules
500

Play casually /
Online & offline
500


Play in
tournaments
100

Go Population Trend (5 years)


New Members
/ players



Total members
paid fee



Total players in
tournaments



Go Population Demographics

Percentage of
female players
51 - 60%

Percentage of
youth players
21 - 30%

Percentage of
dan players
1 - 10%

Percentage of
players in STEM
1 - 20%

Largest Demographic Group(s)

Age
5 - 15

Age
16 - 25

Age
26 - 35


Age
36 - 45

Age
46 - 55

Age
56 - 65

Over
65

Japan / Nihon Kiin



Members of the Association

Accumulated
Registration

Not applicable

Paid membership
fee at least once

Not applicable

Paid membership
fee in last 3 years

Over 50,000

Estimated Go Population

Aware of Go

Not applicable

Know the rules

Not applicable

Play casually /
Online & offline


4,000,000

Play in
tournaments


Not applicable

Go Population Trend (5 years)

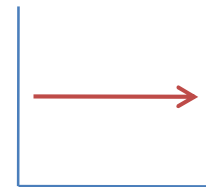
New Members
/ players



Total members
paid fee



Total players in
tournaments



Go Population Demographics

Percentage of
female players

11 - 20%

Percentage of
youth players

1 - 10%

Percentage of
dan players

51 - 60%

Percentage of
players in STEM

Not applicable

Largest Demographic Group(s)

Age
5 - 15

Age
16 - 25

Age
26 - 35

Age
36 - 45

Age
46 - 55

Age
56 - 65

Over
65

Malaysia / Malaysia Weiqi Association




Members of the Association

| | | |
|--------------------------|-----------------------------------|-------------------------------------|
| Accumulated Registration | Paid membership fee at least once | Paid membership fee in last 3 years |
| 1,000 – 5,000 | 1 - 500 | 1 - 100 |

Estimated Go Population

| | | | |
|---------------|----------------|----------------------------------|---------------------|
| Aware of Go | Know the rules | Play casually / Online & offline | Play in tournaments |
| 30,000 | 7,000 | 1,000 | 300 |

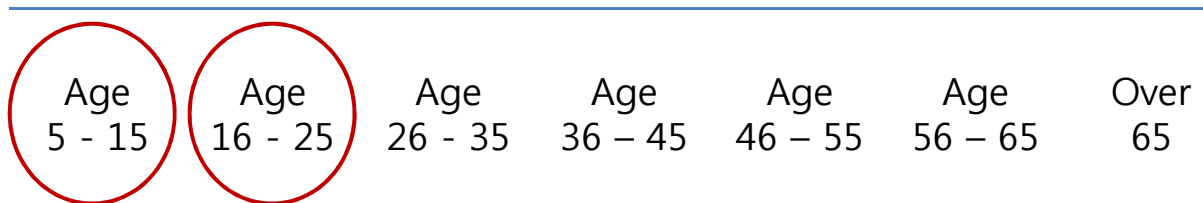
Go Population Trend (5 years)



Go Population Demographics

| | | | |
|------------------------------|-----------------------------|---------------------------|-------------------------------|
| Percentage of female players | Percentage of youth players | Percentage of dan players | Percentage of players in STEM |
| 31 – 40% | 41 – 50% | 1 – 10% | 1 – 20% |

Largest Demographic Group(s)



Mongolia / Mongolian Go Association



Members of the Association

Accumulated
Registration
1 - 500

Paid membership
fee at least once
1 - 500

Paid membership
fee in last 3 years
1 - 100

Estimated Go Population

Aware of Go
1,000


Know the rules
300

Play casually /
Online & offline
100

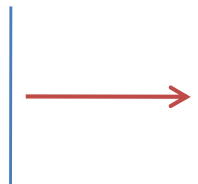
Play in
tournaments
40

Go Population Trend (5 years)


New Members
/ players



Total members
paid fee



Total players in
tournaments



Go Population Demographics

Percentage of
female players
31 - 40%

Percentage of
youth players
31 - 40%

Percentage of
dan players
21 - 30%

Percentage of
players in STEM
61 - 80%

Largest Demographic Group(s)

Age
5 - 15

Age
16 - 25

Age
26 - 35

Age
36 - 45

Age
46 - 55

Age
56 - 65

Over
65

New Zealand / New Zealand Go Society



Members of the Association

Accumulated
Registration
1 - 500

Paid membership
fee at least once
1 - 500

Paid membership
fee in last 3 years
1 - 100

Estimated Go Population

Aware of Go
100,000


Know the rules
10,000

Play casually /
Online & offline
500


Play in
tournaments
50

Go Population Trend (5 years)


New Members
/ players



Total members
paid fee



Total players in
tournaments



Go Population Demographics

Percentage of
female players
1 - 10%

Percentage of
youth players
11 - 20%

Percentage of
dan players
11 - 20%

Percentage of
players in STEM
61 - 80%

Largest Demographic Group(s)

Age
5 - 15

Age
16 - 25

Age
26 - 35

Age
36 - 45

Age
46 - 55

Age
56 - 65

Over
65

Singapore / Singapore Weiqi Association



Members of the Association

Accumulated
Registration

5,001 – 10,000

Paid membership
fee at least once

1,001 – 5,000

Paid membership
fee in last 3 years

501 – 1,000

Estimated Go Population

Aware of Go

100,000

Know the rules

50,000

Play casually /
Online & offline

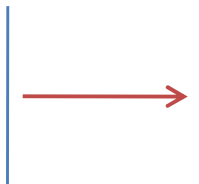
10,000

Play in
tournaments

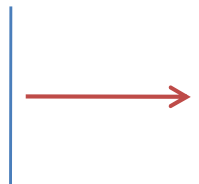
1,000

Go Population Trend (5 years)

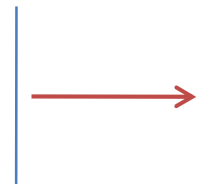
New Members
/ players



Total members
paid fee



Total players in
tournaments



Go Population Demographics

Percentage of
female players

11 – 20%

Percentage of
youth players

51 – 60%

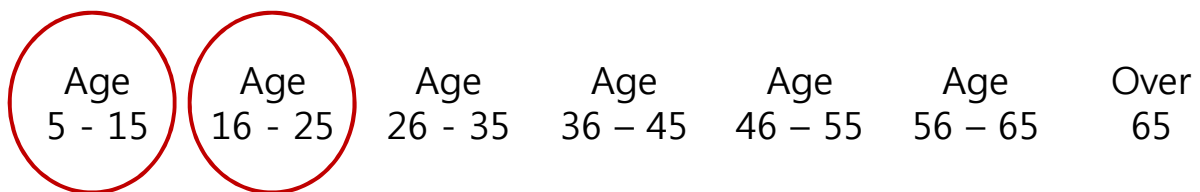
Percentage of
dan players

21 – 30%

Percentage of
players in STEM

41 – 60%

Largest Demographic Group(s)



South Korea / Korea Baduk Association



Members of the Association

Accumulated
Registration

Not applicable

Paid membership
fee at least once

Not applicable

Paid membership
fee in last 3 years

Not applicable

Estimated Go Population

Aware of Go

30,000,000

Know the rules

8,000,000

Play casually /
Online & offline

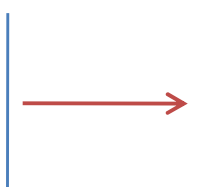
2,000,000

Play in
tournaments

100,000

Go Population Trend (5 years)

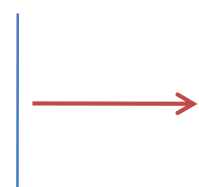
New Members
/ players



Total members
paid fee

Not applicable

Total players in
tournaments



Go Population Demographics

Percentage of
female players

11 - 20%

Percentage of
youth players

31 - 40%

Percentage of
dan players

11 - 20%

Percentage of
players in STEM

Not applicable

Largest Demographic Group(s)

| | | | | | | |
|---------------|----------------|----------------|----------------|----------------|----------------|------------|
| Age 5 - 15 | Age 16 - 25 | Age 26 - 35 | Age 36 - 45 | Age 46 - 55 | Age 56 - 65 | Over 65 |
|---------------|----------------|----------------|----------------|----------------|----------------|------------|

Thailand / Go Association of Thailand



Members of the Association

Accumulated
Registration

Not applicable

Paid membership
fee at least once

1 - 500

Paid membership
fee in last 3 years

101 - 300

Estimated Go Population

Aware of Go

2,500,000

Know the rules

500,000

Play casually /
Online & offline

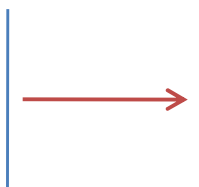
35,000

Play in
tournaments

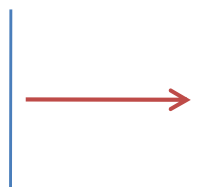
5000

Go Population Trend (5 years)


New Members
/ players



Total members
paid fee



Total players in
tournaments



Go Population Demographics

Percentage of
female players

21 - 30%

Percentage of
youth players

51 - 60%

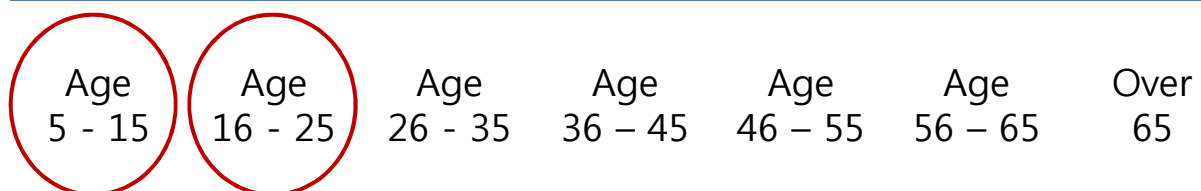
Percentage of
dan players

1 - 10%

Percentage of
players in STEM

1 - 20%


Largest Demographic Group(s)



Estimated Go Population

| Aware of Go | Know the rules | Play casually / Online & offline | Play in tournaments |
|-------------------|------------------|-------------------------------------|------------------------|
| 25,000,000 | 3,000,000 | 100,000 | 10,000 |

Top 5 Countries in overall Go players



Countries registered with IGF in Europe (37)

| | | | | |
|---------------------------------|------------------|--------------------|--------------------------------|-----------------------|
| Armenia | Austria | Azerbaijan | Belarus | Belgium |
| Bosnia & Herzegovina | Bulgaria | Croatia | Cyprus | Czech Republic |
| Denmark | Finland | France | Germany | Hungary |
| Ireland | Israel | Italy | Kazakhstan | Latvia |
| Lithuania | Luxemburg | Netherlands | Norway | Poland |
| Portugal | Romania | Russia | Serbia & Montenegro | Slovakia |
| Slovenia | Spain | Sweden | Switzerland | Turkey |
| Ukraine | UK | | | |

*Countries in bold responded to the population survey.



Members of the Association

Accumulated
Registration

1 - 500

Paid membership
fee at least once

1 - 500

Paid membership
fee in last 3 years

1 - 100

Estimated Go Population

Aware of Go

500

Know the rules

100

Play casually /
Online & offline


50

Play in
tournaments


25

Go Population Trend (5 years)

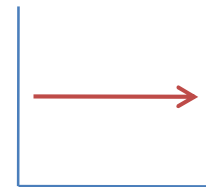
New Members
/ players



Total members
paid fee



Total players in
tournaments



Go Population Demographics

Percentage of
female players

1 - 10%

Percentage of
youth players

31 - 40%

Percentage of
dan players

1 - 10%

Percentage of
players in STEM

21 - 40%

Largest Demographic Group(s)

Age
5 - 15

Age
16 - 25

Age
26 - 35

Age
36 - 45

Age
46 - 55

Age
56 - 65

Over
65

Austria / Austrian Go Association



Members of the Association

Accumulated
Registration

501 - 1,000

Paid membership
fee at least once

501 - 1,000

Paid membership
fee in last 3 years

101 - 300

Estimated Go Population

Aware of Go

10,000

Know the rules

5,000

Play casually /
Online & offline


400

Play in
tournaments


100

Go Population Trend (5 years)

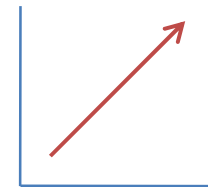
New Members
/ players



Total members
paid fee



Total players in
tournaments



Go Population Demographics

Percentage of
female players

11 - 20%

Percentage of
youth players

1 - 10%

Percentage of
dan players

11 - 20%

Percentage of
players in STEM

1 - 20%

Largest Demographic Group(s)

Age
5 - 15

Age
16 - 25

Age
26 - 35

Age
36 - 45

Age
46 - 55

Age
56 - 65

Over
65

Belgium / Belgian Go Federation



Members of the Association

Accumulated
Registration

1,001 – 5,000

Paid membership
fee at least once

1,001 – 5,000

Paid membership
fee in last 3 years

101 - 300

Estimated Go Population

Aware of Go

35,000

Know the rules

3,500

Play casually /
Online & offline

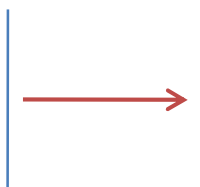
1,500

Play in
tournaments

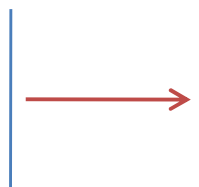
80

Go Population Trend (5 years)

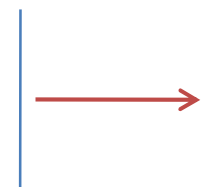
New Members
/ players



Total members
paid fee



Total players in
tournaments



Go Population Demographics

Percentage of
female players

11 – 20%

Percentage of
youth players

1 – 10%

Percentage of
dan players

1 – 10%

Percentage of
players in STEM

1 – 20%

Largest Demographic Group(s)

Age
5 - 15

Age
16 - 25

Age
26 - 35

Age
36 - 45

Age
46 - 55

Age
56 - 65

Over
65

Go Association of Bosnia and Herzegovina



Members of the Association

Accumulated
Registration
20

Paid membership
fee at least once
5

Paid membership
fee in last 3 years
Not applicable

Estimated Go Population

Aware of Go
Not applicable


Know the rules
100

Play casually /
Online & offline
20


Play in
tournaments
6

Go Population Trend (5 years)


New Members
/ players



Total members
paid fee



Total players in
tournaments



Go Population Demographics

Percentage of
female players
1 - 10%

Percentage of
youth players
1 - 10%

Percentage of
dan players
1 - 10%

Percentage of
players in STEM
1 - 20%

Largest Demographic Group(s)

Age
5 - 15

Age
16 - 25

Age
26 - 35

Age
36 - 45

Age
46 - 55

Age
56 - 65

Over
65

Croatia / Croatian Igo Alliance



Members of the Association

Accumulated
Registration

1 - 500

Paid membership
fee at least once

1 - 500

Paid membership
fee in last 3 years

1 - 100

Estimated Go Population

Aware of Go

30,000

Know the rules

1,750

Play casually /
Online & offline

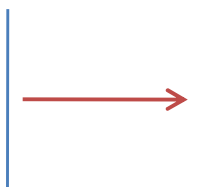
100

Play in
tournaments


54

Go Population Trend (5 years)

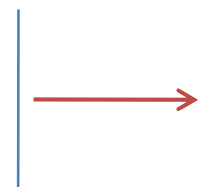
New Members
/ players



Total members
paid fee



Total players in
tournaments



Go Population Demographics

Percentage of
female players

31 - 40%

Percentage of
youth players

21 - 30%

Percentage of
dan players

1 - 10%

Percentage of
players in STEM

61 - 80%

Largest Demographic Group(s)

Age
5 - 15

Age
16 - 25

Age
26 - 35

Age
36 - 45

Age
46 - 55

Age
56 - 65

Over
65

Cyprus / Cyprus Go Association



Members of the Association

Accumulated
Registration
1 - 500

Paid membership
fee at least once
1 - 500

Paid membership
fee in last 3 years
1 - 100

Estimated Go Population

Aware of Go
1,000


Know the rules
100

Play casually /
Online & offline
30

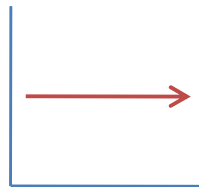
Play in
tournaments
10

Go Population Trend (5 years)

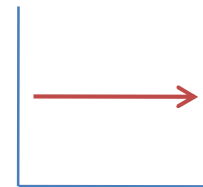
New Members
/ players



Total members
paid fee



Total players in
tournaments



Go Population Demographics

Percentage of
female players
1 - 10%

Percentage of
youth players
1 - 10%

Percentage of
dan players
1 - 10%

Percentage of
players in STEM
61 - 80%

Largest Demographic Group(s)

Age
5 - 15

Age
16 - 25

Age
26 - 35


Age
36 - 45

Age
46 - 55

Age
56 - 65

Over
65

Czech Republic / Czech Go Association




Members of the Association

| | | |
|-----------------------------|--------------------------------------|--|
| Accumulated Registration | Paid membership fee at least once | Paid membership fee in last 3 years |
| 1,001 – 5,000 | 1,001 – 5,000 | 101 - 300 |

Estimated Go Population

| | | | |
|------------------|----------------|-------------------------------------|------------------------|
| Aware of Go | Know the rules | Play casually / Online & offline | Play in tournaments |
| 2,000,000 | 30,000 | 1,000 | 350 |

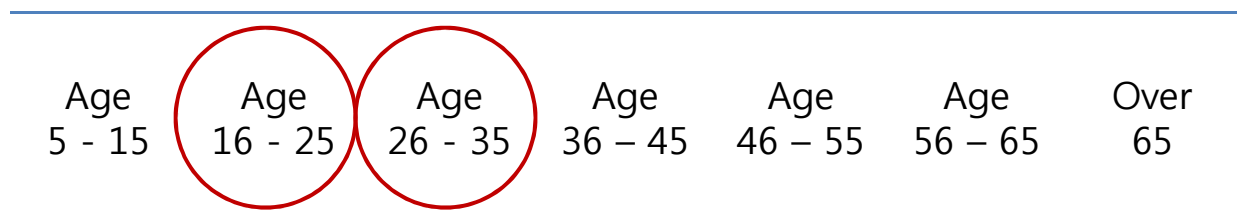
Go Population Trend (5 years)




Go Population Demographics

| | | | |
|---------------------------------|--------------------------------|------------------------------|----------------------------------|
| Percentage of female players | Percentage of youth players | Percentage of dan players | Percentage of players in STEM |
| 11 – 20% | 11 – 20% | 11 – 20% | 41 – 60% |

Largest Demographic Group(s)



Denmark / Danish Go Association



Members of the Association

Accumulated
Registration

501 - 1,000

Paid membership
fee at least once

1 - 500

Paid membership
fee in last 3 years

1 - 100

Estimated Go Population

Aware of Go

100,000

Know the rules

5,000

Play casually /
Online & offline


200

Play in
tournaments

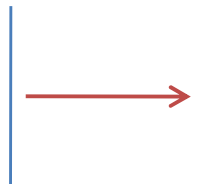
25

Go Population Trend (5 years)

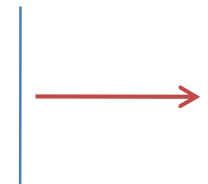
New Members
/ players



Total members
paid fee



Total players in
tournaments



Go Population Demographics

Percentage of
female players

1 - 10%

Percentage of
youth players

1 - 10%

Percentage of
dan players

31 - 40%

Percentage of
players in STEM

41 - 60%

Largest Demographic Group(s)

Age
5 - 15

Age
16 - 25

Age
26 - 35

Age
36 - 45

Age
46 - 55

Age
56 - 65

Over
65

Finland / Finnish Go Association



Members of the Association

Accumulated
Registration

501 - 1,000

Paid membership
fee at least once

501 - 1,000

Paid membership
fee in last 3 years

101 - 300

Estimated Go Population

Aware of Go

20,000

Know the rules

5,000

Play casually /
Online & offline

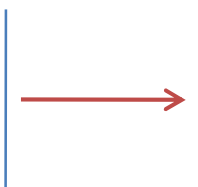
1,000

Play in
tournaments

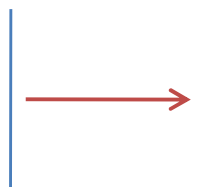
300

Go Population Trend (5 years)

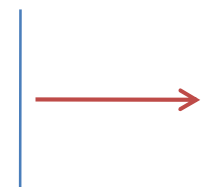
New Members
/ players



Total members
paid fee



Total players in
tournaments



Go Population Demographics

Percentage of
female players

1 - 10%

Percentage of
youth players

1 - 10%

Percentage of
dan players

41 - 50%

Percentage of
players in STEM

61 - 80%

Largest Demographic Group(s)

Age
5 - 15

Age
16 - 25

Age
26 - 35

Age
36 - 45

Age
46 - 55

Age
56 - 65

Over
65

France / French Go Federation




Members of the Association

| | | |
|-----------------------------|--------------------------------------|--|
| Accumulated Registration | Paid membership fee at least once | Paid membership fee in last 3 years |
| 10,001 – 50,000 | 10,001 – 50,000 | 1,001 – 5,000 |

Estimated Go Population

| | | | |
|------------------|----------------|-------------------------------------|------------------------|
| Aware of Go | Know the rules | Play casually / Online & offline | Play in tournaments |
| 5,000,000 | 100,000 | 20,000 | 1,000 |

Go Population Trend (5 years)



Go Population Demographics

| | | | |
|---------------------------------|--------------------------------|------------------------------|----------------------------------|
| Percentage of female players | Percentage of youth players | Percentage of dan players | Percentage of players in STEM |
| 11 – 20% | 11 – 20% | 1 – 10% | 41 – 60% |

Largest Demographic Group(s)

| | | | | | | |
|---------------|------------------------|------------------------|----------------|----------------|----------------|------------|
| Age 5 - 15 | Age 16 - 25 | Age 26 - 35 | Age 36 - 45 | Age 46 - 55 | Age 56 - 65 | Over 65 |
|---------------|------------------------|------------------------|----------------|----------------|----------------|------------|

Hungary / Hungarian Go Association




Members of the Association

| | | |
|-----------------------------|--------------------------------------|--|
| Accumulated Registration | Paid membership fee at least once | Paid membership fee in last 3 years |
| 501 – 1,000 | 501 – 1,000 | 101 – 300 |

Estimated Go Population

| | | | |
|-----------------------|----------------|-------------------------------------|------------------------|
| Aware of Go | Know the rules | Play casually / Online & offline | Play in tournaments |
| Not applicable | 10,000 | 600 | 160 |

Go Population Trend (5 years)



Go Population Demographics

| | | | |
|---------------------------------|--------------------------------|------------------------------|----------------------------------|
| Percentage of female players | Percentage of youth players | Percentage of dan players | Percentage of players in STEM |
| 31 – 40% | 51 – 60% | 1 – 10% | No answer |

Largest Demographic Group(s)

| | | | | | | |
|---------------|----------------|----------------|----------------|----------------|----------------|------------|
| Age 5 - 15 | Age 16 - 25 | Age 26 - 35 | Age 36 - 45 | Age 46 - 55 | Age 56 - 65 | Over 65 |
|---------------|----------------|----------------|----------------|----------------|----------------|------------|

Ireland / Irish Go Association



Members of the Association

Accumulated
Registration
1 – 500

Paid membership
fee at least once
1 – 500

Paid membership
fee in last 3 years
1 – 100

Estimated Go Population

Aware of Go
6,000


Know the rules
3,000

Play casually /
Online & offline
120

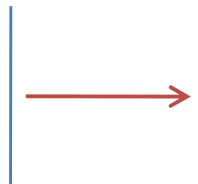
Play in
tournaments
80

Go Population Trend (5 years)

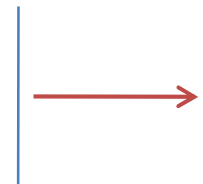
New Members
/ players



Total members
paid fee



Total players in
tournaments



Go Population Demographics

Percentage of
female players
1 – 10%

Percentage of
youth players
1 – 10%

Percentage of
dan players
11 – 20%

Percentage of
players in STEM
41 – 60%

Largest Demographic Group(s)

Age
5 - 15

Age
16 - 25

Age
26 - 35

Age
36 – 45

Age
46 – 55

Age
56 – 65

Over
65

Israel / Israeli Go Association



Members of the Association

Accumulated
Registration
1 - 500

Paid membership
fee at least once
1 - 500

Paid membership
fee in last 3 years
1 - 100

Estimated Go Population

Aware of Go
10,000


Know the rules
1,200

Play casually /
Online & offline
250

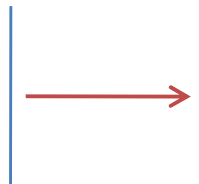
Play in
tournaments
50

Go Population Trend (5 years)


New Members
/ players



Total members
paid fee



Total players in
tournaments



Go Population Demographics

Percentage of
female players
11 - 20%

Percentage of
youth players
21 - 30%

Percentage of
dan players
31 - 40%

Percentage of
players in STEM
21 - 40%

Largest Demographic Group(s)

Age
5 - 15

Age
16 - 25

Age
26 - 35

Age
36 - 45

Age
46 - 55

Age
56 - 65

Over
65

Italy / Italian Go Federation



Members of the Association

Accumulated
Registration

1,001 – 5,000

Paid membership
fee at least once

1,001 – 5,000

Paid membership
fee in last 3 years

101 – 300

Estimated Go Population

Aware of Go

40,000

Know the rules

10,000

Play casually /
Online & offline


1,000

Play in
tournaments

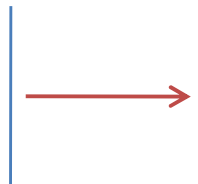
200

Go Population Trend (5 years)

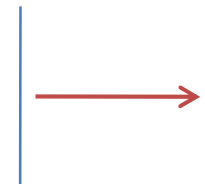
New Members
/ players



Total members
paid fee



Total players in
tournaments



Go Population Demographics

Percentage of
female players

1 – 10%

Percentage of
youth players

1 – 10%

Percentage of
dan players

1 – 10%

Percentage of
players in STEM

61 – 80%

Largest Demographic Group(s)

Age
5 - 15

Age
16 - 25

Age
26 - 35

Age
36 - 45

Age
46 - 55

Age
56 - 65

Over
65

Luxembourg / Luxembourg Go Association



Members of the Association

Accumulated
Registration
1 – 500

Paid membership
fee at least once
1 – 500

Paid membership
fee in last 3 years
1 – 100

Estimated Go Population

Aware of Go
5,000


Know the rules
500

Play casually /
Online & offline
50

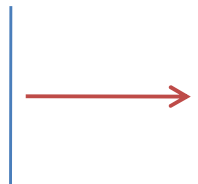
Play in
tournaments
10

Go Population Trend (5 years)


New Members
/ players



Total members
paid fee



Total players in
tournaments



Go Population Demographics

Percentage of
female players
21 – 30%

Percentage of
youth players
21 – 30%

Percentage of
dan players
11 – 20%

Percentage of
players in STEM
21 – 40%

Largest Demographic Group(s)

Age
5 - 15

Age
16 - 25

Age
26 - 35

Age
36 - 45

Age
46 - 55

Age
56 - 65

Over
65

Netherlands / Dutch Go Association




Members of the Association

| | | |
|-----------------------------|--------------------------------------|--|
| Accumulated Registration | Paid membership fee at least once | Paid membership fee in last 3 years |
| 1,001 – 5,000 | 1,001 – 5,000 | 501 – 1,000 |

Estimated Go Population

| | | | |
|---------------|----------------|-------------------------------------|------------------------|
| Aware of Go | Know the rules | Play casually / Online & offline | Play in tournaments |
| 10,000 | 5,000 | 500 | 300 |

Go Population Trend (5 years)



Go Population Demographics

| | | | |
|---------------------------------|--------------------------------|------------------------------|----------------------------------|
| Percentage of female players | Percentage of youth players | Percentage of dan players | Percentage of players in STEM |
| 11 – 20% | 11 – 20% | 21 – 30% | 21 – 40% |

Largest Demographic Group(s)

| | | | | | | |
|---------------|----------------|----------------|----------------|------------------------|----------------|------------|
| Age 5 - 15 | Age 16 - 25 | Age 26 - 35 | Age 36 - 45 | Age 46 - 55 | Age 56 - 65 | Over 65 |
|---------------|----------------|----------------|----------------|------------------------|----------------|------------|

Norway / Oslo Go Club



Members of the Association

Accumulated
Registration
1 – 500

Paid membership
fee at least once
1 – 500

Paid membership
fee in last 3 years
1 – 100

Estimated Go Population

Aware of Go
200


Know the rules
100

Play casually /
Online & offline
50


Play in
tournaments
30

Go Population Trend (5 years)

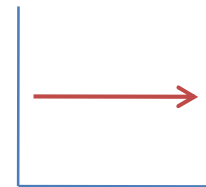
New Members
/ players



Total members
paid fee



Total players in
tournaments



Go Population Demographics

Percentage of
female players
1 – 10%

Percentage of
youth players
1 – 10%

Percentage of
dan players
1 – 10%

Percentage of
players in STEM
41 – 60%

Largest Demographic Group(s)

Age
5 - 15

Age
16 - 25

Age
26 - 35

Age
36 - 45

Age
46 - 55

Age
56 - 65

Over
65

Poland / Polish Go Association



Members of the Association

Accumulated
Registration
1 – 500

Paid membership
fee at least once
1 – 500

Paid membership
fee in last 3 years
1 – 100

Estimated Go Population

Aware of Go
5,000


Know the rules
800

Play casually /
Online & offline
500


Play in
tournaments
150

Go Population Trend (5 years)

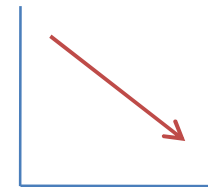
New Members
/ players



Total members
paid fee



Total players in
tournaments



Go Population Demographics

Percentage of
female players
11 – 20%

Percentage of
youth players
11 – 20%

Percentage of
dan players
21 – 30%

Percentage of
players in STEM
41 – 60%

Largest Demographic Group(s)

Age
5 - 15

Age
16 - 25

Age
26 - 35

Age
36 - 45

Age
46 - 55

Age
56 - 65

Over
65

Russia / Russian Go Federation



Members of the Association

Accumulated
Registration

5,001 – 10,000

Paid membership
fee at least once

1,001 – 5,000

Paid membership
fee in last 3 years

101 – 300

Estimated Go Population

Aware of Go

10,000,000

Know the rules

1,000,000

Play casually /
Online & offline


50,000

Play in
tournaments

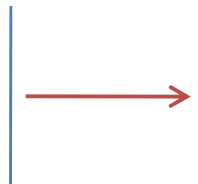
2,500

Go Population Trend (5 years)

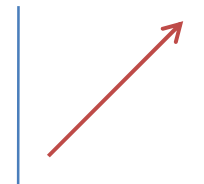
New Members
/ players



Total members
paid fee



Total players in
tournaments



Go Population Demographics

Percentage of
female players

11 – 20%

Percentage of
youth players

31 – 40%

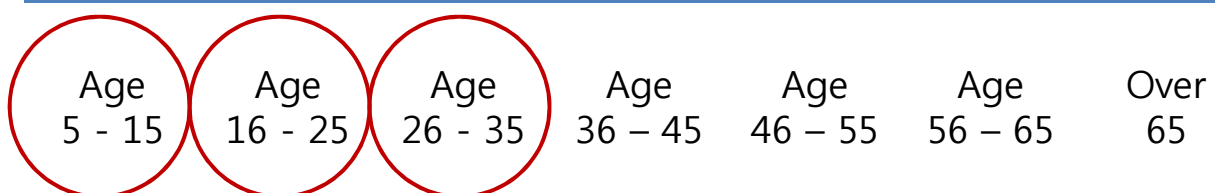
Percentage of
dan players

1 – 10%

Percentage of
players in STEM

41 – 60%

Largest Demographic Group(s)



Serbia / Serbian Go Federation



Members of the Association

Accumulated
Registration

1 – 500

Paid membership
fee at least once

Not applicable

Paid membership
fee in last 3 years

Not applicable

Estimated Go Population

Aware of Go

5,000

Know the rules

1,000

Play casually /
Online & offline


500

Play in
tournaments

120

Go Population Trend (5 years)

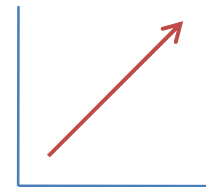
New Members
/ players



Total members
paid fee

Not applicable

Total players in
tournaments



Go Population Demographics

Percentage of
female players

1 – 10%

Percentage of
youth players

11 – 20%

Percentage of
dan players

11 – 20%

Percentage of
players in STEM

1 – 20%

Largest Demographic Group(s)

Age
5 - 15

Age
16 - 25

Age
26 - 35

Age
36 - 45

Age
46 - 55

Age
56 - 65

Over
65

Slovakia / Slovak Go Association



Members of the Association

Accumulated
Registration
1 – 500

Paid membership
fee at least once
1 – 500

Paid membership
fee in last 3 years
1 – 100

Estimated Go Population

Aware of Go
5,000


Know the rules
500

Play casually /
Online & offline
200


Play in
tournaments
70

Go Population Trend (5 years)

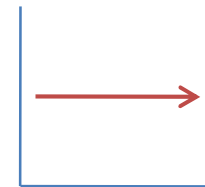
New Members
/ players



Total members
paid fee



Total players in
tournaments



Go Population Demographics

Percentage of
female players
11 – 20%

Percentage of
youth players
1 – 10%

Percentage of
dan players
1 – 10%

Percentage of
players in STEM
21 – 40%

Largest Demographic Group(s)

Age
5 - 15

Age
16 - 25

Age
26 - 35

Age
36 - 45

Age
46 - 55

Age
56 - 65

Over
65

Slovenia / Slovenian Go Association



Members of the Association

Accumulated
Registration

501 – 1,000

Paid membership
fee at least once

501 – 1,000

Paid membership
fee in last 3 years

1 – 100

Estimated Go Population

Aware of Go

20,000

Know the rules

2,000

Play casually /
Online & offline


200

Play in
tournaments


40

Go Population Trend (5 years)


New Members
/ players



Total members
paid fee



Total players in
tournaments



Go Population Demographics

Percentage of
female players

1 – 10%

Percentage of
youth players

1 – 10%

Percentage of
dan players

31 – 40%

Percentage of
players in STEM

41 – 60%

Largest Demographic Group(s)

Age
5 - 15

Age
16 - 25

Age
26 - 35

Age
36 - 45

Age
46 - 55

Age
56 - 65

Over
65

Spain / Spanish Go Association



Members of the Association

Accumulated
Registration

501 – 1,000

Paid membership
fee at least once

501 – 1,000

Paid membership
fee in last 3 years

101 – 300

Estimated Go Population

Aware of Go

20,000

Know the rules

5,000

Play casually /
Online & offline


500

Play in
tournaments

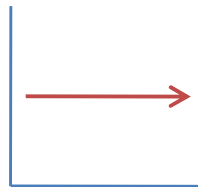
50

Go Population Trend (5 years)

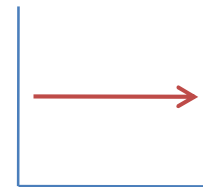
New Members
/ players



Total members
paid fee



Total players in
tournaments



Go Population Demographics

Percentage of
female players

1 – 10%

Percentage of
youth players

1 – 10%

Percentage of
dan players

11 – 20%

Percentage of
players in STEM

21 – 40%

Largest Demographic Group(s)

Age
5 - 15

Age
16 - 25

Age
26 - 35

Age
36 – 45

Age
46 – 55

Age
56 – 65

Over
65

Sweden / Swedish Go Association



Members of the Association

Accumulated
Registration
1 – 500

Paid membership
fee at least once
1 – 500

Paid membership
fee in last 3 years
1 – 100

Estimated Go Population

Aware of Go
300,000


Know the rules
3,000

Play casually /
Online & offline
200


Play in
tournaments
50

Go Population Trend (5 years)


New Members
/ players



Total members
paid fee



Total players in
tournaments



Go Population Demographics

Percentage of
female players
1 – 10%

Percentage of
youth players
1 – 10%

Percentage of
dan players
11 – 20%

Percentage of
players in STEM
61 – 80%

Largest Demographic Group(s)

Age
5 - 15

Age
16 - 25

Age
26 - 35


Age
36 - 45

Age
46 - 55

Age
56 - 65

Over
65

Switzerland / Swiss Go Association



Members of the Association

Accumulated
Registration

501 – 1,000

Paid membership
fee at least once

501 – 1,000

Paid membership
fee in last 3 years

101 – 300

Estimated Go Population

Aware of Go

1,600,000

Know the rules

300,000

Play casually /
Online & offline


300

Play in
tournaments

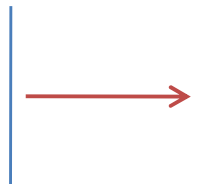
100

Go Population Trend (5 years)

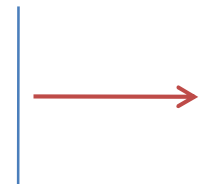
New Members
/ players



Total members
paid fee



Total players in
tournaments



Go Population Demographics

Percentage of
female players

11 – 20%

Percentage of
youth players

11 – 20%

Percentage of
dan players

21 – 30%

Percentage of
players in STEM

41 – 60%

Largest Demographic Group(s)

Age
5 - 15

Age
16 - 25

Age
26 - 35

Age
36 - 45

Age
46 - 55

Age
56 - 65

Over
65

Turkey / Turkish Go Players' Association



Members of the Association

Accumulated
Registration
1 – 500

Paid membership
fee at least once
1 – 500

Paid membership
fee in last 3 years
101 – 300

Estimated Go Population

Aware of Go
100,000


Know the rules
10,000

Play casually /
Online & offline
1,000

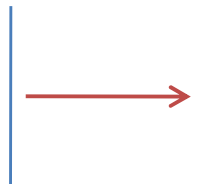
Play in
tournaments
500

Go Population Trend (5 years)


New Members
/ players



Total members
paid fee



Total players in
tournaments



Go Population Demographics

Percentage of
female players
21 – 30%

Percentage of
youth players
11 – 20%

Percentage of
dan players
11 – 20%

Percentage of
players in STEM
61 – 80%

Largest Demographic Group(s)

Age
5 - 15

Age
16 - 25

Age
26 - 35

Age
36 - 45

Age
46 - 55

Age
56 - 65

Over
65

Ukraine / Ukrainian Go Federation



Members of the Association

Accumulated
Registration
1 – 500

Paid membership
fee at least once
1 – 500

Paid membership
fee in last 3 years
1 – 100

Estimated Go Population

Aware of Go
100,000


Know the rules
10,000

Play casually /
Online & offline
200


Play in
tournaments
150

Go Population Trend (5 years)


New Members
/ players



Total members
paid fee



Total players in
tournaments



Go Population Demographics

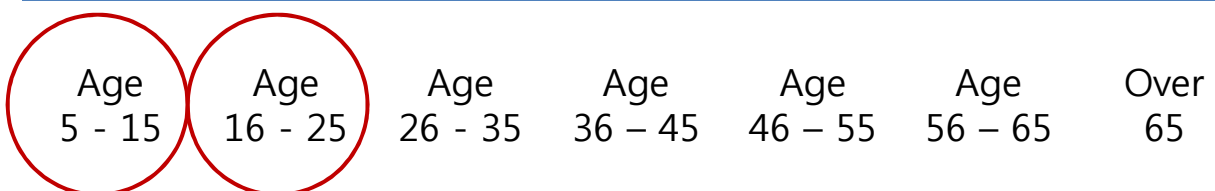
Percentage of
female players
11 – 20%

Percentage of
youth players
51 – 60%

Percentage of
dan players
1 – 10%

Percentage of
players in STEM
41 – 60%

Largest Demographic Group(s)



UK / British Go Association




Members of the Association

| | | |
|-----------------------------|--------------------------------------|--|
| Accumulated Registration | Paid membership fee at least once | Paid membership fee in last 3 years |
| 10,001 – 50,000 | 10,001 – 50,000 | 501 – 1,000 |

Estimated Go Population

| | | | |
|----------------|----------------|-------------------------------------|------------------------|
| Aware of Go | Know the rules | Play casually / Online & offline | Play in tournaments |
| 200,000 | 100,000 | 1,000 | 320 |

Go Population Trend (5 years)



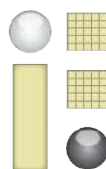
Go Population Demographics

| | | | |
|---------------------------------|--------------------------------|------------------------------|----------------------------------|
| Percentage of female players | Percentage of youth players | Percentage of dan players | Percentage of players in STEM |
| 1 – 10% | 11 – 20% | 11 – 20% | 41 – 60% |

Largest Demographic Group(s)

| | | | | | | |
|---------------|----------------|----------------|------------------------|----------------|----------------|------------|
| Age 5 - 15 | Age 16 - 25 | Age 26 - 35 | Age 36 - 45 | Age 46 - 55 | Age 56 - 65 | Over 65 |
|---------------|----------------|----------------|------------------------|----------------|----------------|------------|


Americas & Africa



Estimated Go Population

| Aware of Go | Know the rules | Play casually / Online & offline | Play in tournaments |
|-------------------|------------------|-------------------------------------|------------------------|
| 55,000,000 | 3,500,000 | 70,000 | 2,500 |

Top 5 Countries in overall Go players



Countries registered with IGF in Americas (15)

| | | | | |
|-------------------|---------------|---------------|--------------|------------------|
| Argentina | Brazil | Canada | Chile | Colombia |
| Costa Rica | Cuba | Ecuador | Guatemala | Mexico |
| Panama | Peru | Uruguay | USA | Venezuela |

Countries registered with IGF in Africa (3)

| | | |
|------------|---------|---------------------|
| Madagascar | Morocco | South Africa |
|------------|---------|---------------------|

*Countries in bold responded to the population survey.

Argentina / Argentine Go Association



Members of the Association

Accumulated
Registration

501 – 1,000

Paid membership
fee at least once

501 – 1,000

Paid membership
fee in last 3 years

1 – 100

Estimated Go Population

Aware of Go

100,000

Know the rules

10,000

Play casually /
Online & offline


2,000

Play in
tournaments


100

Go Population Trend (5 years)

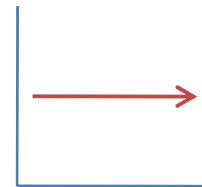
New Members
/ players



Total members
paid fee



Total players in
tournaments



Go Population Demographics

Percentage of
female players

11 – 20%

Percentage of
youth players

1 – 10%

Percentage of
dan players

11 – 20%

Percentage of
players in STEM

1 – 20%

Largest Demographic Group(s)

Age
5 - 15

Age
16 - 25

Age
26 - 35

Age
36 - 45

Age
46 - 55

Age
56 - 65

Over
65

Brazil / Brazil Nihon Kiin



Members of the Association

Accumulated
Registration

1,001 – 5,000

Paid membership
fee at least once

501 – 1,000

Paid membership
fee in last 3 years

1 – 300

Estimated Go Population

Aware of Go

5,000

Know the rules

1,000

Play casually /
Online & offline


500

Play in
tournaments


100

Go Population Trend (5 years)


New Members
/ players



Total members
paid fee



Total players in
tournaments



Go Population Demographics

Percentage of
female players

1 – 10%

Percentage of
youth players

1 – 10%

Percentage of
dan players

11 – 20%

Percentage of
players in STEM

1 – 20%

Largest Demographic Group(s)

Age
5 - 15

Age
16 - 25

Age
26 - 35

Age
36 - 45

Age
46 - 55

Age
56 - 65

Over
65

Canada / Canadian Go Association



Members of the Association

Accumulated
Registration

1,001 – 5,000

Paid membership
fee at least once

Not applicable

Paid membership
fee in last 3 years

Not applicable

Estimated Go Population

Aware of Go

2,000,000

Know the rules

100,000

Play casually /
Online & offline


5,000

Play in
tournaments

500

Go Population Trend (5 years)

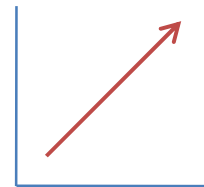
New Members
/ players



Total members
paid fee

Not applicable

Total players in
tournaments



Go Population Demographics

Percentage of
female players

11 – 20%

Percentage of
youth players

11 – 20%

Percentage of
dan players

31 – 40%

Percentage of
players in STEM

41 – 60%

Largest Demographic Group(s)

Age
5 - 15

Age
16 - 25

Age
26 - 35


Age
36 - 45

Age
46 - 55

Age
56 - 65

Over
65

Chile / Chilean Go Federation



Members of the Association

Accumulated
Registration
1 – 500

Paid membership
fee at least once
1 – 100

Paid membership
fee in last 3 years
1 – 100

Estimated Go Population

Aware of Go
500


Know the rules
300

Play casually /
Online & offline
100


Play in
tournaments
20

Go Population Trend (5 years)


New Members
/ players



Total members
paid fee



Total players in
tournaments



Go Population Demographics

Percentage of
female players
1 – 10%

Percentage of
youth players
1 – 10%

Percentage of
dan players
1 – 10%

Percentage of
players in STEM
41 – 60%

Largest Demographic Group(s)

Age
5 - 15

Age
16 - 25

Age
26 - 35

Age
36 - 45

Age
46 - 55

Age
56 - 65

Over
65

Costa Rica / Costa Rica Go Sport Association



Members of the Association

Accumulated
Registration

1 – 500

Paid membership
fee at least once

1 – 500

Paid membership
fee in last 3 years

1 – 100

Estimated Go Population

Aware of Go

10,000

Know the rules

4,500

Play casually /
Online & offline


500

Play in
tournaments

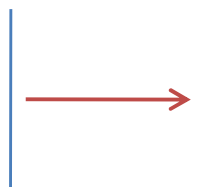
35

Go Population Trend (5 years)

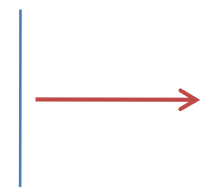
New Members
/ players



Total members
paid fee



Total players in
tournaments



Go Population Demographics

Percentage of
female players

1 – 10%

Percentage of
youth players

1 – 10%

Percentage of
dan players

1 – 10%

Percentage of
players in STEM

41 – 60%

Largest Demographic Group(s)

Age
5 - 15

Age
16 - 25

Age
26 - 35

Age
36 - 45

Age
46 - 55

Age
56 - 65

Over
65

Cuba / Cuban Go Federation



Members of the Association

Accumulated
Registration

501 – 1,000

Paid membership
fee at least once

501 – 1,000

Paid membership
fee in last 3 years

501 – 1,000

Estimated Go Population

Aware of Go

50,000

Know the rules

2,500

Play casually /
Online & offline


1,500

Play in
tournaments


150

Go Population Trend (5 years)

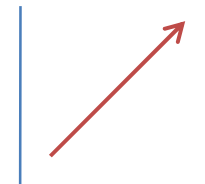
New Members
/ players



Total members
paid fee



Total players in
tournaments



Go Population Demographics

Percentage of
female players

11 – 20%

Percentage of
youth players

11 – 20%

Percentage of
dan players

31 – 40%

Percentage of
players in STEM

41 – 60%

Largest Demographic Group(s)

Age
5 - 15

Age
16 - 25

Age
26 - 35

Age
36 - 45

Age
46 - 55

Age
56 - 65

Over
65

Mexico / Mexican Go Association



Members of the Association

Accumulated
Registration

Not applicable

Paid membership
fee at least once

Not applicable

Paid membership
fee in last 3 years

Not applicable

Estimated Go Population

Aware of Go

100,000

Know the rules

10,000

Play casually /
Online & offline

500

Play in
tournaments

80

Go Population Trend (5 years)


New Members
/ players



Total members
paid fee

Not applicable

Total players in
tournaments



Go Population Demographics

Percentage of
female players

1 - 10%

Percentage of
youth players

11 - 20%

Percentage of
dan players

1 - 10%

Percentage of
players in STEM

61 - 80%

Largest Demographic Group(s)

Age
5 - 15

Age
16 - 25

Age
26 - 35

Age
36 - 45

Age
46 - 55

Age
56 - 65

Over
65

USA / American Go Association




Members of the Association

| | | |
|-----------------------------|--------------------------------------|--|
| Accumulated Registration | Paid membership fee at least once | Paid membership fee in last 3 years |
| 10,001 – 50,000 | 10,001 – 50,000 | 1,001 – 5,000 |

Estimated Go Population

| | | | |
|-------------------|------------------|-------------------------------------|------------------------|
| Aware of Go | Know the rules | Play casually / Online & offline | Play in tournaments |
| 50,000,000 | 3,000,000 | 50,000 | 1,000 |

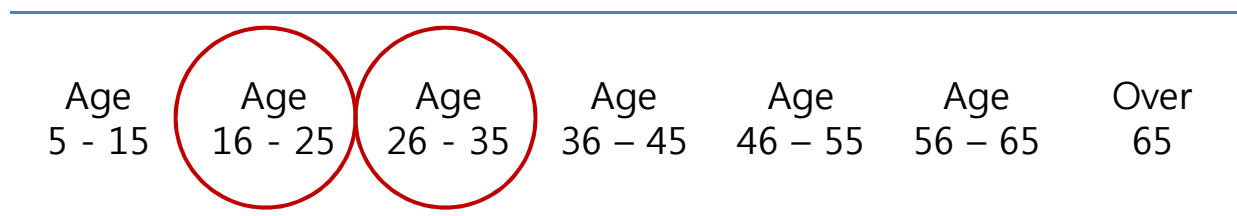
Go Population Trend (5 years)



Go Population Demographics

| | | | |
|---------------------------------|--------------------------------|------------------------------|----------------------------------|
| Percentage of female players | Percentage of youth players | Percentage of dan players | Percentage of players in STEM |
| 11 – 20% | 21 – 30% | 31 – 40% | 41 – 60% |

Largest Demographic Group(s)



Venezuela / Venezuelan Go Association



Members of the Association

Accumulated
Registration

1 – 500

Paid membership
fee at least once

1 – 500

Paid membership
fee in last 3 years

1 – 100

Estimated Go Population

Aware of Go

20,000

Know the rules

2,000

Play casually /
Online & offline


60

Play in
tournaments

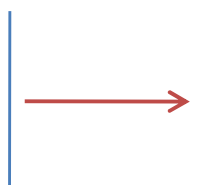
30

Go Population Trend (5 years)


New Members
/ players



Total members
paid fee



Total players in
tournaments



Go Population Demographics

Percentage of
female players

1 – 10%

Percentage of
youth players

11 – 20%

Percentage of
dan players

1 – 10%

Percentage of
players in STEM

41 – 60%

Largest Demographic Group(s)

Age
5 - 15

Age
16 - 25

Age
26 - 35

Age
36 - 45

Age
46 - 55

Age
56 - 65

Over
65

South Africa / South African Go Association



Members of the Association

Accumulated
Registration

1 – 500

Paid membership
fee at least once

1 – 500

Paid membership
fee in last 3 years

1 – 100

Estimated Go Population

Aware of Go

1,000,000

Know the rules

500,000

Play casually /
Online & offline

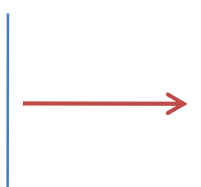
5,000

Play in
tournaments

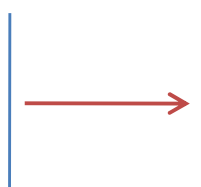
500

Go Population Trend (5 years)

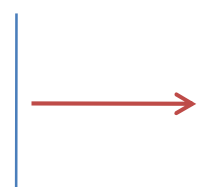
New Members
/ players



Total members
paid fee



Total players in
tournaments



Go Population Demographics

Percentage of
female players

1 – 10%

Percentage of
youth players

1 – 10%

Percentage of
dan players

11 – 20%

Percentage of
players in STEM

81 – 100%

Largest Demographic Group(s)

Age
5 - 15

Age
16 - 25

Age
26 - 35

Age
36 - 45

Age
46 - 55

Age
56 - 65

Over
65